□

K-BUS □ □



□

□□ □□

□ □□

□ □

□

□

□ □

□

□ □ □ □ □ □ □ □ □ □ □ □ □ □ □ □

□ □ □ □ ! ! ! □ □ □ □ □ □ □ k

□ □ N-□ 7k«&: □ □ □ □ □

□ □ □ □ □ □ □ □ □ □ □ □ □ □ □ □

□

- □ □ □ □ □ □ □ □ □ □
- □ □ □ □ ! □ □ ! !

  □ □ ! □ □

- □ □ □ □ □ □ □ □ □ □ □
- □ □ □ □ □ □ □ □ □ □ □M □
- □ □

□ □ □ ! □ □ □ ç □ k

□ □ □ □ □ k

□ □ □ □

□ □ □ □ □ I □ □ □ □ k

□ □ □ □ □ □ □ □ □ □ □ □ □ k

□	□ □
	□ □ □ □ □
□ □	□ □
	□ □ □ ® ®
□ □	□ □ □ □
	□ □ □ □ □ □ □ □ □ -
□	□ □ □ □
	□ □ □ □ □ □ □ □ □ □ □ □
	□
	□ □ □ □ □ □ □ □
□ □	□ ¨ - -
	□ ¨ - - □ □ ¨ - -
□	□ □ □ □ □
	□
□	t' Ô

□ □ □

□ □ □ □ - □ k

□ □ □ □ □ □ □ □ □ □ □ □ k

	□	□
	□ □ □ □ □	
□ □	□ □ □	
	□	
	□ □	
□	□ □ □ □	
	□	
	□ □ □ □ □ □ □	
□ □	□ ¨ - -	
	□ ¨ - - □ □ ¨ - -	
□	□ □ □ □ □ □	
	□ □ □ □	
□	ō	

□ □

□

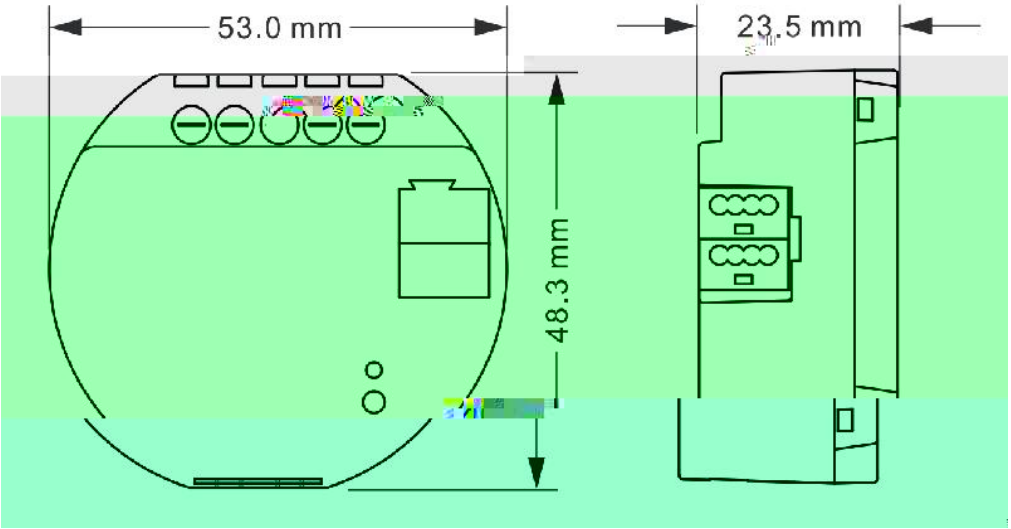
53.0 mm
23.5 mm
48.3 mm

□ □ □ □

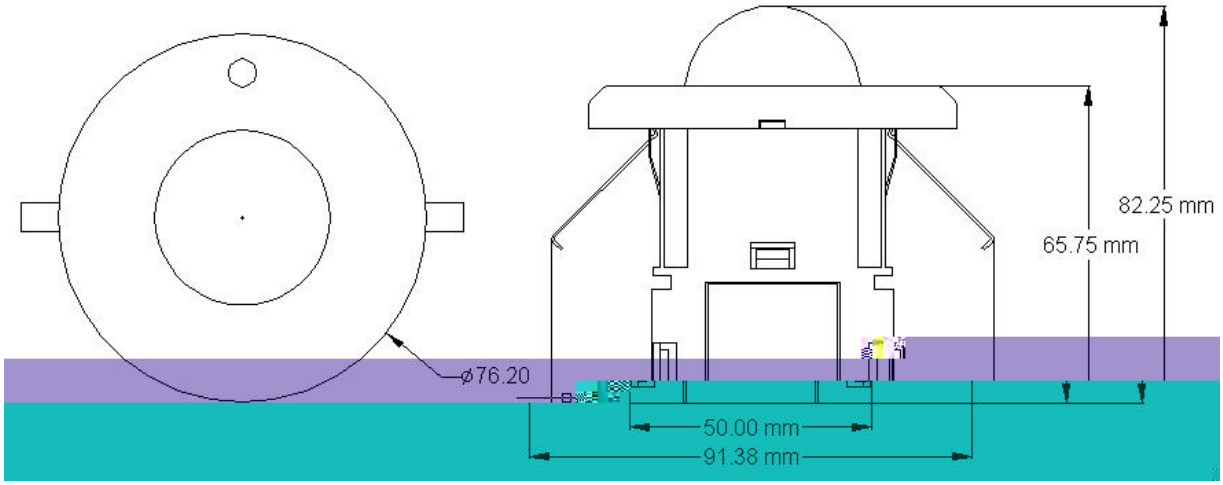
82.25 mm
65.75 mm
ø76.20
50.00 mm
91.38 mm

□ □ □

□

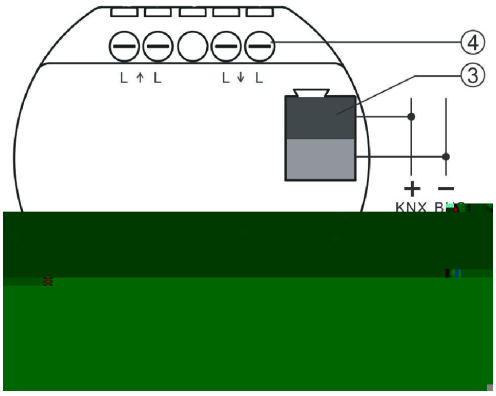

□ □ □ □

F

F

ϟ □ □

ϟ □ □ □ □ □

Ɜ □ □ □ □

Ɜ



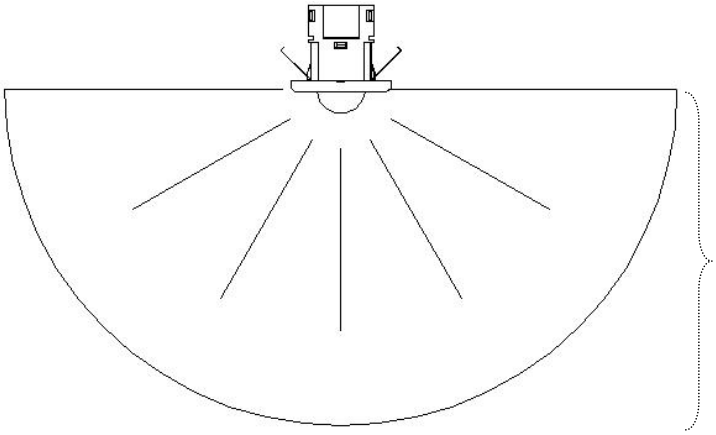

□ □ □

F □ □

F

ϟ

ϟ □ □

Ɜ □

□ □

□ □	□ □ □	□ □ □	□ □

□

□ □ □ □ k □ □ □ □ k

□ □ □ □ □ □ □ □ □ □ □ □

□ □ □ □ □ □ □ □ U □ □ □ □ □ □ □ □

k

□ □ □ □

□ □ □ □ □ □ □ U □ □ ! ! k □ □

□ □ □ □ □ □ □ k □ □ □

□ □ □ k

□ □ □ □ □ □ □ □ □

□ □ k

□

□ □ □ □ □ □

! □ □ ! ! □ □ ! □ □

□ □ □ □ □ □ □ □ □ □

□ □ □ □ □ □ □ □ □ □

□ □

□ □ □ □ □ □ □ □ □ □M □ □

M □ □ □ ! □ □ k

□ □ □

□ □ □ □ □ □ □ k □ □ □ □ □ □

□ k □ □ □ □ k

□

□ □ □ □ □ я □ □ □ □

□ □ □ □ □ □ □ k

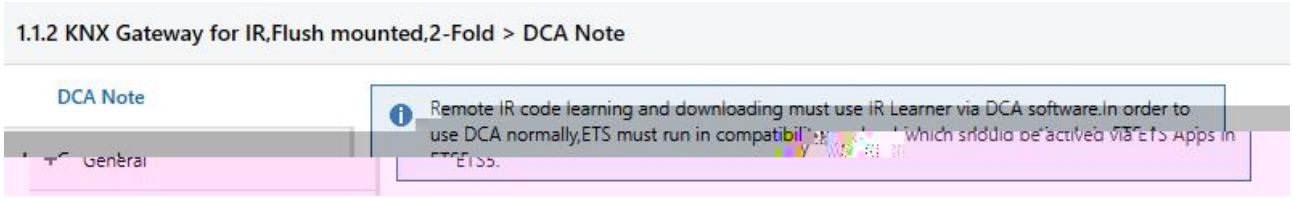
1.1.2 KNX Gateway for IR,Flush mounted,2-Fold > DCA Note
DCA Note
General
Remote IR code learning and downloading must use IR Learner via DCA software.In order to use DCA normally,ETS must run in compatibil
Which should be actived via ETS Apps in ETS5.

□ k □ □ □ □ □ □ □ □ □ □ □ □ □ □ □ □ k □ □ □ □ □ □ □ U □ k

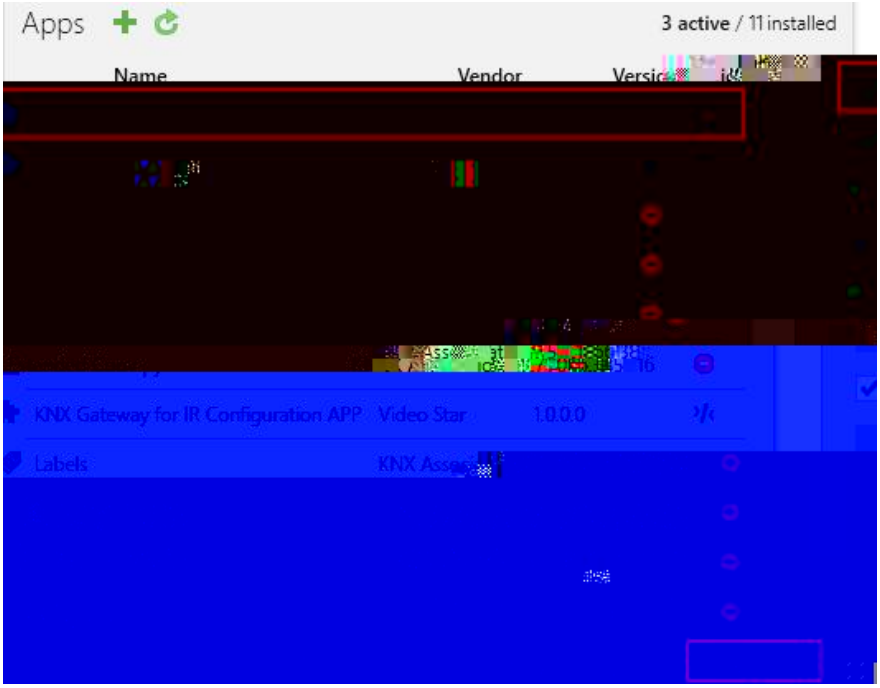
Apps
3 active / 11 installed
Name
Vendor
KNX Gateway for IR Configuration APP
Video Star
1.0.0.0
Labels

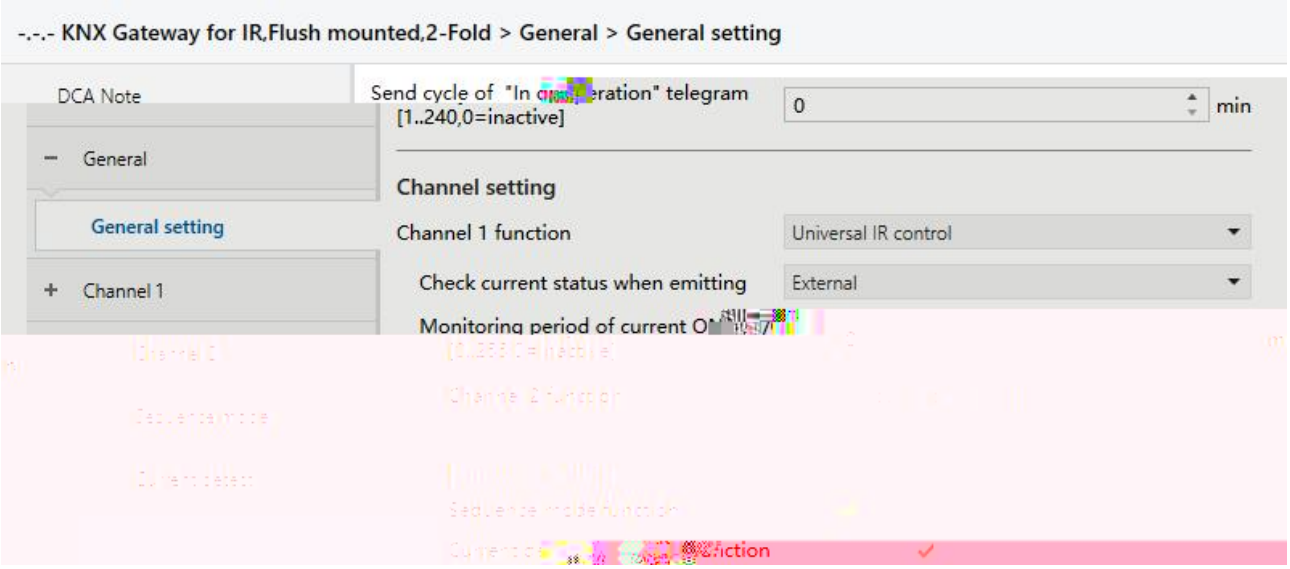
-.-.- KNX Gateway for IR,Flush mounted,2-Fold > General > General setting
DCA Note
General
General setting
Channel 1
Send cycle of "In operation" telegram
[1..240,0=inactive]
0
min
Channel setting
Channel 1 function
Universal IR control
Check current status when emitting
External

□ □ □ □ □ □ □ □ □ □ k □

□ □ k □ □ □ □

□ □ □ □ k □ □ ` □

□ □ □ □ □ □ □ □ ç □ □ □ □ □ □ □ k

□ □

□ □ □ □ k □ □

□ □ □ □ □ □ □ U □ □ □ □ □ □ □ □

□ □ □ □ k

□ □ □ □ □ □ k

□ □ □ □ □ □ □ □ U

□ ç k □ □

□ □ □ □ k

□ □ □ □ □ □ □ □ □ k

. .

□ □ □ □ □ k

□ □ □ □ □ □ □ □ k

□ □ □

. .

□ □ □ □ □ □ □ □ □ □

□ □ k □ □

□

□ □ □ □ □ □ k

□ □ □ □ □ □ k

□ □ □ □ □ k

□ □ □ □ □ k

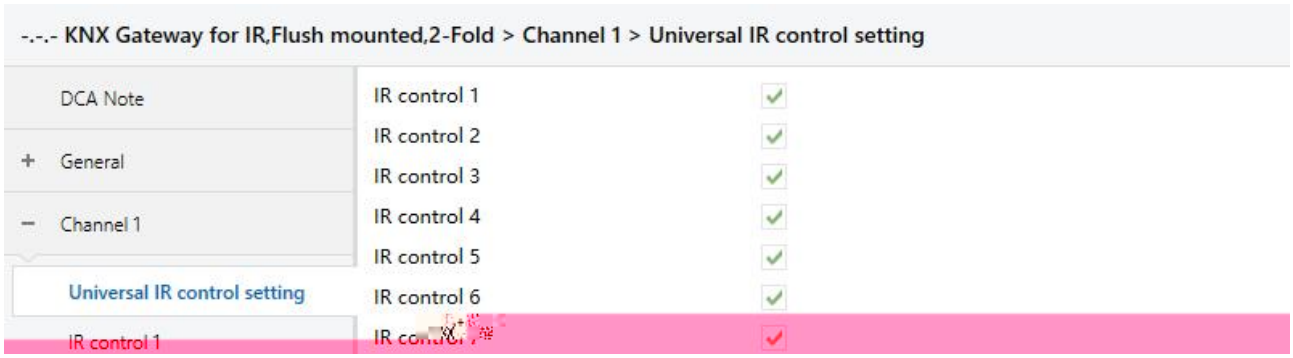
-.-.- KNX Gateway for IR,Flush mounted,2-Fold > Channel 1 > Universal IR control setting
DCA Note
+ General
− Channel 1
Universal IR control setting
IR control 1
IR control 1
IR control 2
IR control 3
IR control 4
IR control 5
IR control 6

□ □ □ □ □ k □ □

□ □ □ □ □ k □ M □ □ □ □ □ k

□ □

□ □ k □ □

□ □ □ □ □ □ □ □ □ □ k

□ □

U □ □ □ □ □ k

U □ □ □ □ □ □ k

□ □ k

□ □ □ □ □ □ □ □ k □ □

□

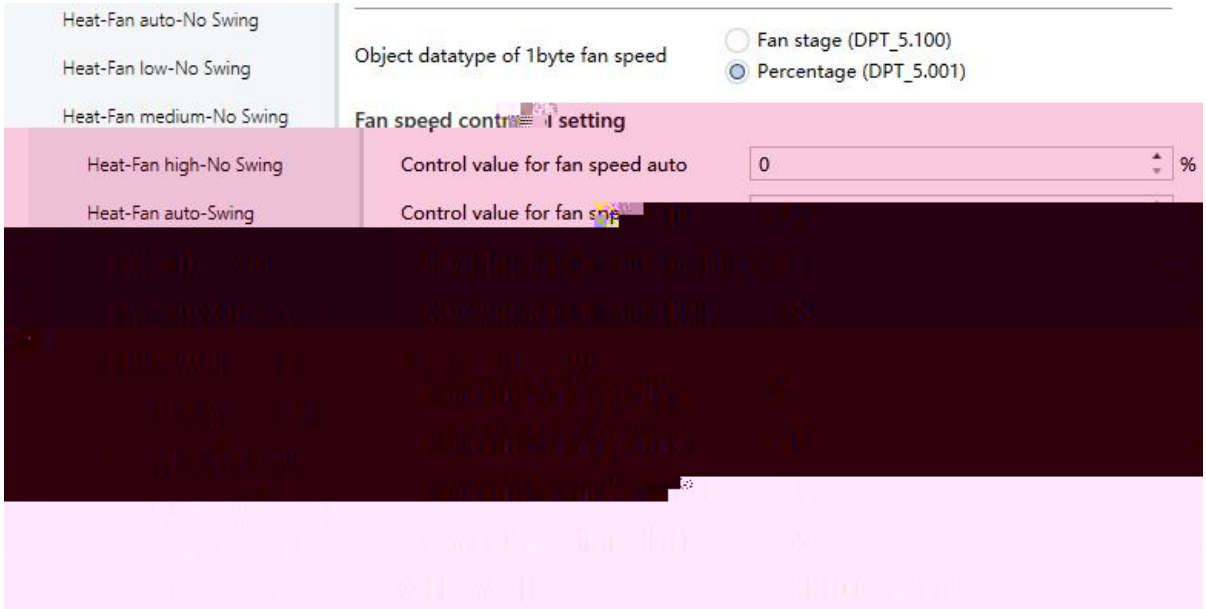
Heat-Fan auto-No Swing
Heat-Fan low-No Swing
Heat-Fan medium-No Swing
Heat-Fan high-No Swing
Heat-Fan auto-Swing
Object datatype of 1byte fan speed
Fan stage (DPT_5.100)
Percentage (DPT_5.001)
Control value for fan speed auto
0
%

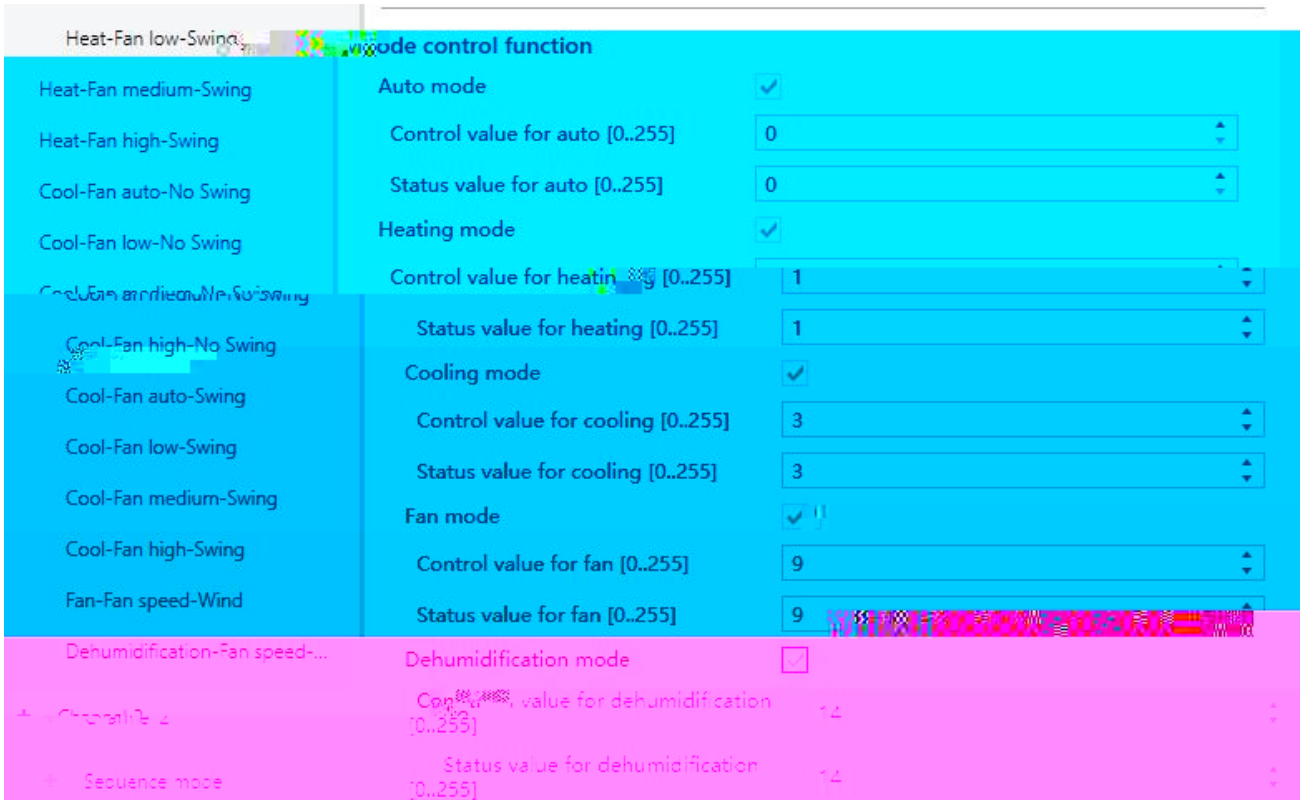
Heat-Fan low-Swing
Heat-Fan medium-Swing
Heat-Fan high-Swing
Cool-Fan auto-No Swing
Cool-Fan low-No Swing
Cool-Fan high-No Swing
Cool-Fan auto-Swing
Cool-Fan low-Swing
Cool-Fan medium-Swing
Cool-Fan high-Swing
Fan-Fan speed-Wind
Dehumidification-Fan speed-...
Sequence mode
Auto mode
Control value for auto [0..255]
0
Status value for auto [0..255]
0
Heating mode
Control value for heating [0..255]
1
Status value for heating [0..255]
1
Cooling mode
Control value for cooling [0..255]
3
Status value for cooling [0..255]
3
Fan mode
Control value for fan [0..255]
9
Status value for fan [0..255]
9
Dehumidification mode

o □ o □ □ k □ □ □ k

□ □ L k □ □

□ □ L k □ □

□ □ □ k □ U □ □ □ □ □ □ □ □

□ □ □ □ k □ □ □ □ □ □ □ k

- -

□ □ □ k □ □

-

-

-

□ k □ □

- -

□ □ □ k □ □

- -

□ □ □ □ □ □ k □ □

□ □ □ □ k □ □

□ □ □ □ k □ □ □ □ k □ □ □ □ □

□ □ □ □ k □ □ □ □ k □ □

-

-

-

□ □ □ □ k □ □

□ □

□ □

□ □ □ k

□ k ! □ □ ! ! □ □ □

k □ □ □ □ □ □ k □ □

□ □ □ □ □ □ k □ □

. .

□ □ □ □ □ □

k □ □

□ □ □ □ □ k □ □

• •

□ □ □ □ □ □ □

□ k □ □

□ □ □ k □ □

• •

□ □ □ □ □ □ k □ □

• •

□ □ □ □ k □ □

□ □ k □ □

□ □ k

□ □ □ k □ □

□ □ k □

□

□ □ □ L k □ □ □ □ □ □

U □ □ ! ! □ □ □ □ □ □ □ □ □ ç

□ □ □ □ □ k □ □ □ □ □ □ □ □ U

k

□ □ я

□ □ □ L U k □ □ □ □

□ □ □ □ k □ □ □ □

k

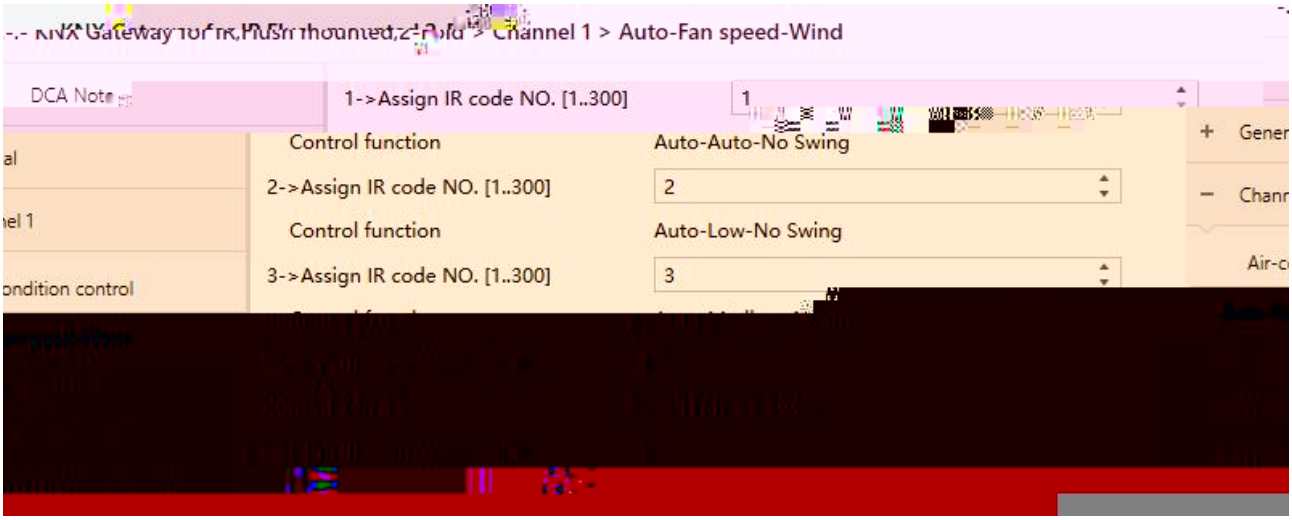

□ □ □ □□ L k □□

□ □□ □ k □ □□ L □ □ ç □

□□ я □ □ □□ L k

U □ □□□ □ □ □□ L k

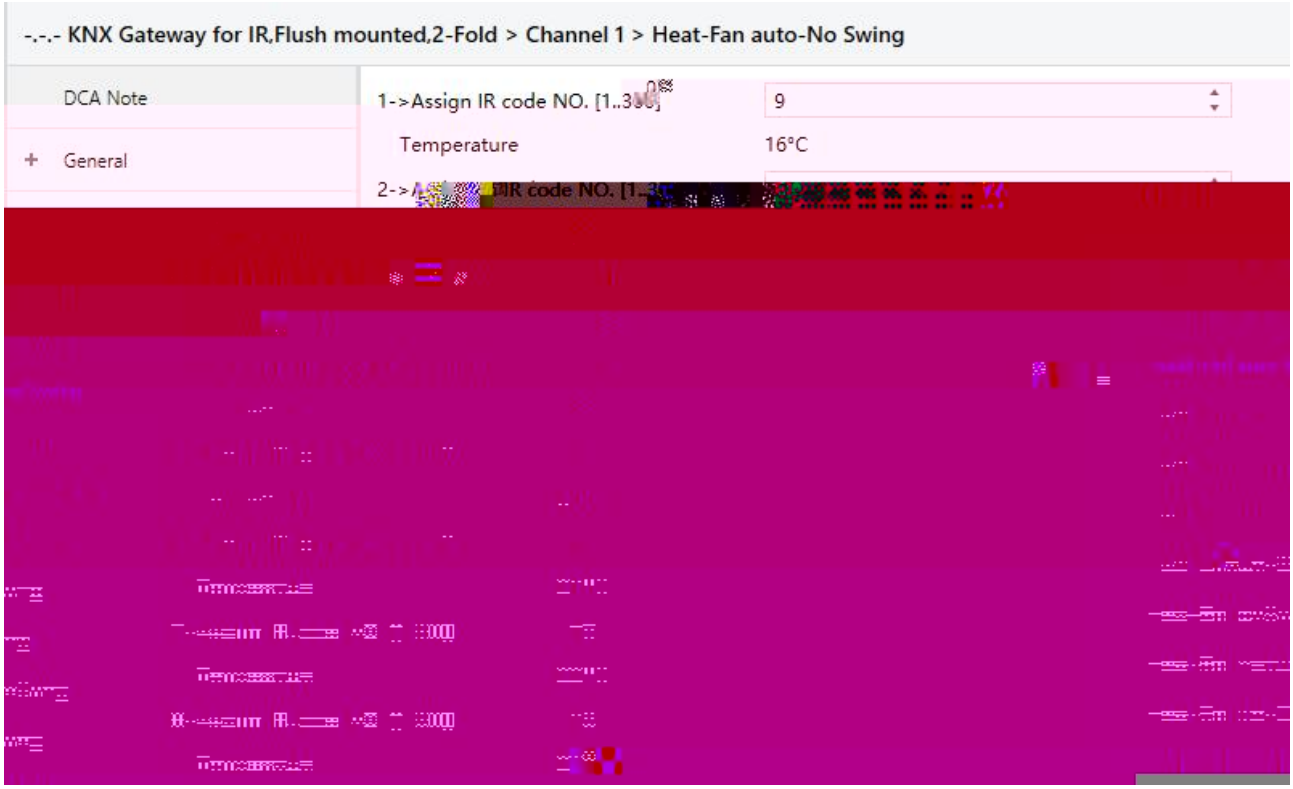

□ □□ □ □ □□ L k □□

□ □□ □ □□ □ □ □

□ k □ □□ L □ □ ç □ □□ □□ я

□ □ □□ L k

U □ □ □□□ □ □□ -

□ □ □□ L k

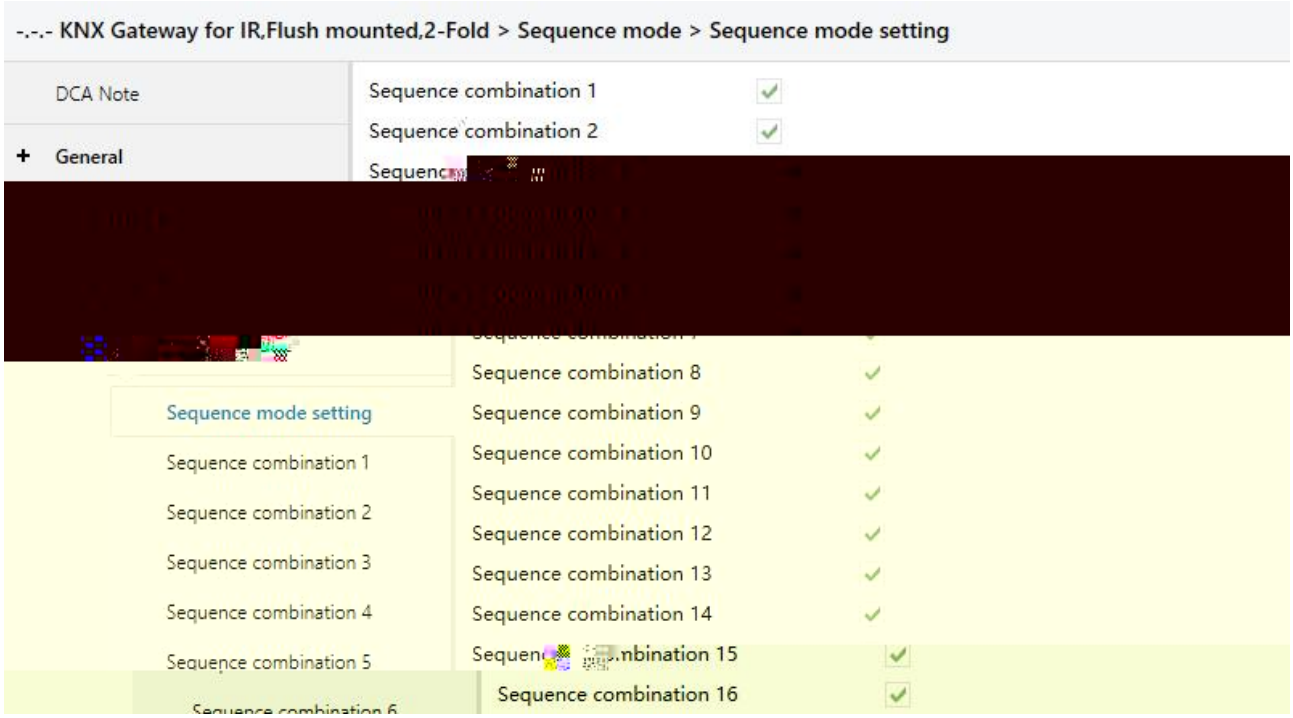
-.-.- KNX Gateway for IR,Flush mounted,2-Fold > Sequence mode > Sequence mode setting
DCA Note
General
Sequence mode setting
Sequence combination 1
Sequence combination 2
Sequence combination 3
Sequence combination 4
Sequence combination 5
Sequence combination 1
Sequence combination 2
Sequence combination 8
Sequence combination 9
Sequence combination 10
Sequence combination 11
Sequence combination 12
Sequence combination 13
Sequence combination 14
Sequence combination 16

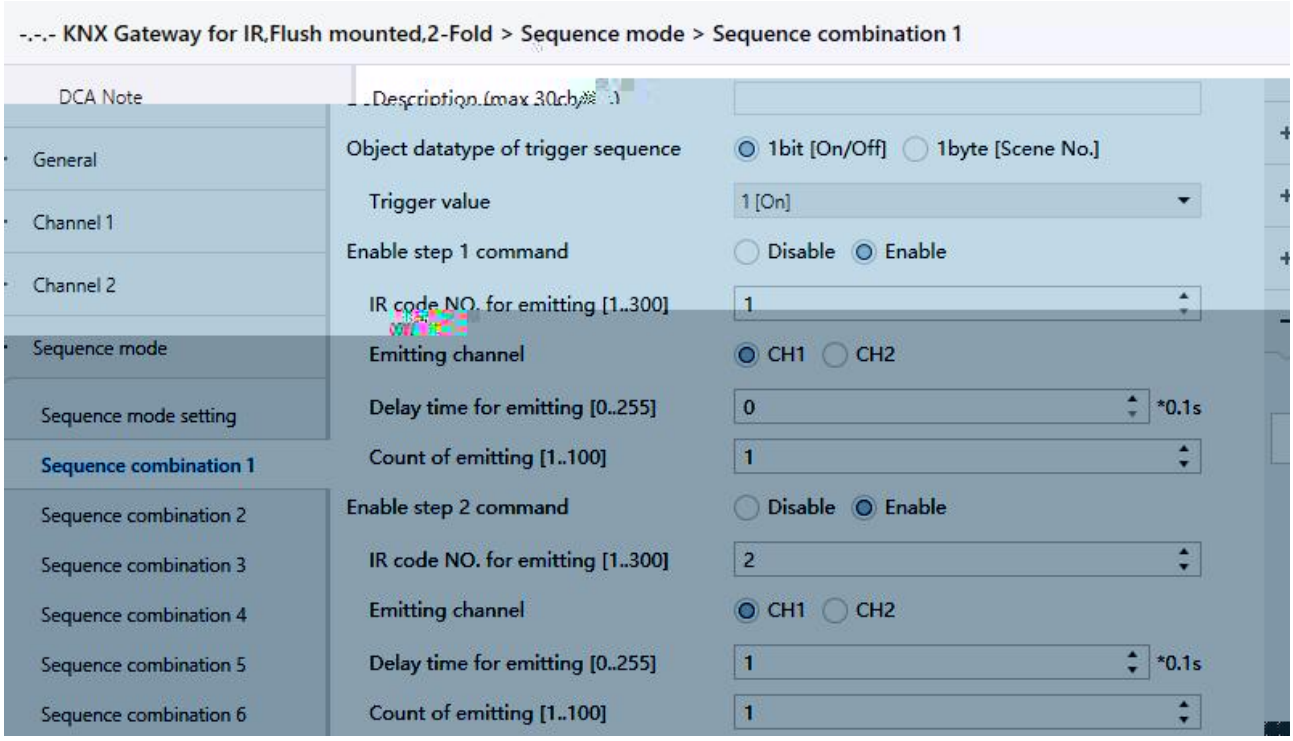
-.-.- KNX Gateway for IR,Flush mounted,2-Fold > Sequence mode > Sequence combination 1
DCA Note
General
Channel 1
Channel 2
Sequence mode
Sequence mode setting
Sequence combination 1
Sequence combination 2
Sequence combination 3
Sequence combination 4
Sequence combination 5
Sequence combination 6
Object datatype of trigger sequence
1bit [On/Off]
1byte [Scene No.]
Trigger value
1 [On]
Enable step 1 command
Disable
Enable
IR code NO. for emitting [1..300]
1
Emitting channel
CH1
CH2
Delay time for emitting [0..255]
0
*0.1s
Count of emitting [1..100]
1
Enable step 2 command
Disable
Enable
IR code NO. for emitting [1..300]
2
Emitting channel
CH1
CH2
Delay time for emitting [0..255]
1
*0.1s
Count of emitting [1..100]
1

□ □ □ □ □ k □ □ □ □ □ k

□ □ □ □ M k □ U □ □ □ □ □ M □ □

□ ! □ □ ! □ ! □ k

□ □ o □ □ □ □ o □ k □ □ □ k

□ □ □ □ k □ □

. .

□ □ □ □ □ □

□ □ □ □

□ □ □ □

□ □ □ □

M M k □ □

M □□ □□ □ □ □ k □□

M □□ k □□

M □□ □□□ k □□

M □□ k □□

k

□

□ □ □ □ □ □ □ □ □ □ □ □ k

□ □ □ □ □ □ □ □ □

□ □ □ □ □ □ □ □ □ k

□

Number	Object Function	Description	Group Address	Length	C	R	W	T	U	Data Type	Priority
General	In operation			1 bit	C	-	-	T	-	switch	Low

□

L				□	
□ □ □ □ □ □ □ □ k					

□

□ □ □ □ □ k □ ? □ ?

□ □

□

Number	Name	Object Function	Description	Group Address	Length	C	R	W	T	U	Data Type	Priority
162	Current detection	Switch ON/OFF			1 bit	C	R	-	T	-	switch	Low
163	Current detection	Current value(mA)			2 bytes	C	R	-	T	-	current (mA)	Low
164	Current detection	CH1-External switch ON/OFF			1 bit	C	-	W	-	U	switch	Low
165	Current detection	CH1-External error report			1 bit	C	R	-	T	-	alarm	Low
166	Current detection	CH2-External switch ON/OFF			1 bit	C	-	W	-	U	switch	Low
167	Current detection	CH2-External error report			1 bit	C	R	-	T	-	alarm	Low